

W306ST

# Widescreen 3D projection in the smallest of spaces



Native WXGA, 60" image from just 68cm away



Shadow-free images on interactive whiteboards



Bright images, vivid colours – 3500 ANSI Lumens



Up to 6000 hours<sup>2</sup> lamp life and 70% energy saving



Crestron RoomView® – RJ45 control and monitoring



# W306ST

## Widescreen 3D projection in the smallest of rooms with the W306ST

The WXGA short throw, Full 3D W306ST at 3500 ANSI Lumens is designed to display bright, rich, colourful, crystal-clear images for both the education and business environments.

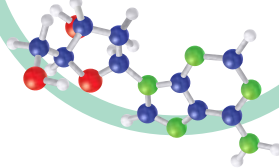
Captivate your audience, increase their learning potential and help improve results with lessons in crystal clear 2D or incredible 3D.

Designed with the user in mind, the W306ST incorporates extensive connectivity, powerful 10W stereo speakers and Crestron RoomView® control to maintain and monitor the projector over the network.

Perfect for installations with interactive whiteboards ensures teaching and business environments have the right tools for engaging and presenting to their audience without shadows and screen glare. Incredible lamp life of up to 6000 hours combined with Eco+ technology provides energy and money saving features.

### FULL 3D FOR THE CLASSROOM ✓


Engage and inspire your students with 3D lessons in Biology, Maths, Geography and many more.



$$1 + 1 = 2$$

### SECURE ✓

Kensington™ Lock, security bar and password protection act as a theft deterrent by preventing unauthorised use. Keypad lock prevents unauthorised adjustments and ensures the projector can only be controlled via the remote control.



### ENERGY EFFICIENT = ENVIRONMENTALLY FRIENDLY = SAVE MONEY ✓

Running costs are reduced thanks to reduced power consumption and standby mode <0.5W. When the projector is no longer required it will automatically turn off, saving energy and prolonging the life of the lamp.



### PERFECT FOR TEACHING ✓

Maximise space in the classroom for teachers and students. The teacher can stand close to the interactive whiteboard without having the intense light from the projector shining directly into their eyes.



### BRILLIANT COLOURS THAT LAST ✓

Project stunning, vibrant and accurate colour images that won't decay overtime thanks to BrilliantColor™ and DLP® technology.



### SAVES MONEY ✓

DLP® ensures lower total cost of ownership, crystal-clear graphics and improved reliability compared to other technologies. Up to 6,000 hours lamp life. Fewer lamp replacements = lower running costs.



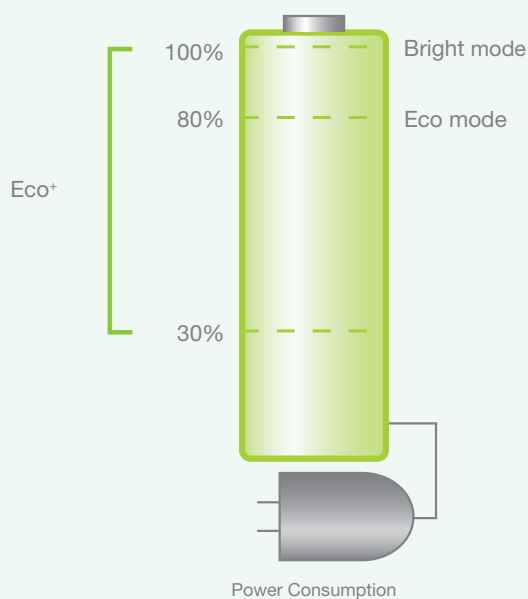
## GREEN SOLUTIONS

ECO+ TECHNOLOGY FROM OPTOMA INCREASES OUR COMMITMENT TO REDUCING THE IMPACT WE ALL MAKE ON THE ENVIRONMENT

### ECO+ MODE

Saving energy, saves money! Eco+ technology reduces the power

consumption to as little as 30%. This intelligent feature also has a positive effect on the lamp life, increasing it up to 70% while lowering the total cost of ownership and reducing maintenance.



Dynamically adjusts the brightness and power consumption



Bright scene

~100% Power consumption



Dark scene

~ 30% Power consumption

### AUTO POWER OFF

There may be instances when the projector is left running when not in use. To help save energy if the projector is left running and no source is detected, the "Auto Power Off" feature automatically turns off the projector after a set period of time.

### ECO AV MUTE

Stay in control of your presentation with the Eco AV mute feature. Direct your audience's attention away from the screen by blanking the image when no longer needed. This also instantly reduces the power consumption to 30%, further prolonging the life of your lamp.



Eco AV mute off

100% Power consumption



Eco AV mute on

30% Power consumption


### COST SAVING – LONG LAMP LIFE

To achieve the maximum 6000hrs<sup>2</sup> lamp life, the projector should be operating in Eco+ mode and the auto power off feature should be enabled to automatically switch off the projector if it is accidentally left on. Enabling the <0.5W standby mode ensures the minimum energy consumption when the projector is not switched on.



We know that improving our products is the best way to reduce our impact on the environment. That's why at Optoma, we design our products to have a long usable life, use fewer materials, ship with the minimum packaging and be free of all possible toxic substances. Naturally, energy efficiency and being

recyclable are built in at the design stage. With each new product, we strive towards minimising our environmental impact. For full details of Optoma Project Green please visit our website.



# W306ST

## SHORT THROW LENS

The W306ST can project an impressive 60" diagonal image from just 68cm from the screen. Standalone or wall mounted, the W306ST eliminates shadows on the screen and allows you to present with ease.



### BRIGHT, DETAILED & COLOURFUL PROJECTION

Grab your audience's attention with bright, vivid projected images thanks to the BrilliantColor™ technology incorporated within the W306ST.

Preset display modes allow you to achieve a perfect image on a variety of surfaces including screens and interactive whiteboards

### COLOUR GUARANTEE

We are so confident that the image colour quality of our projectors will remain as good as the day you bought it that Optoma will guarantee it for five years.



### CLEAR, FOCUSED IMAGES

Lessons in the classroom and presentations in the boardroom demand sharp, flawless images. DarkChip3™ technology from Texas Instruments produces a stunning 15,000:1 contrast ratio for pin sharp graphics and Crystal-clear text. Crisper whites & ultra -rich blacks make images come alive and text easier to read.

To retain image clarity, Optoma projectors are designed with DLP® technology preventing degradation over time to give consistent pixel performance.

easier to read

Low contrast

DarkChip3


### CRESTRON ROOMVIEW® - NETWORK CONTROL

RoomView® software provides a custom configurable interface to power on/off, monitor, manage and control up to 250 projectors at the same time from any computer.

- Schedule the projectors to power up/down saving time, money and extending the life of the lamp.
- Control and alter the projector settings using a simple web browser page including menu control.
- Send alerts for warning messages.
- Reduce maintenance time by automatically receiving emails for lamp replacements.

**CRESTRON**  
**RoomView®**  
connected

Download Crestron RoomView® Express software from:  
[www.crestron.com/getroomview](http://www.crestron.com/getroomview)



Diagonal Image Size (inch/m)	Projection Distance (m)
61 / 1.54	0.68
71 / 1.79	0.79
80 / 2.04	0.90
90 / 2.29	1.01



## INSPIRE YOUR STUDENTS

Teaching in 3D is the latest innovation in education technology, opening up new avenues of learning for both educators and students alike. Engage and inspire your students with lessons taught in 3D – explore the world, travel through space, see inside the body and bring new ideas to life. Optoma 3D projectors take teaching to a whole new level of immersion and enjoyment... at no extra cost!

## HOW DOES 3D WORK?

Using the inherent speed of DLP® technology, Optoma 3D Ready projectors can output video and images at an astonishing rate of 120Hz, allowing you to show full screen, full colour, stereoscopic 3D.

The 3D effect is generated by splitting this signal into two standard video streams, one for each eye. Using DLP® Link™ technology, the 3D glasses synchronise with the image on screen to filter each stream to the correct eye. Your brain then combines the two streams to make them jump into life.

The W306ST supports multiple 3D formats from various devices such as PC, Blu-ray 3D™, Sony® PS3, Microsoft® Xbox 360 or 3D TV broadcast system.

3D Format	W306ST
Side-by-Side	Yes
Top-and-Bottom	Yes
Frame Packing	Yes
Frame Sequential	Yes

## WHAT YOU NEED

1. Optoma W306ST
2. Optoma ZD301 3D Glasses
3. 3D device and 3D educational software

For more information please visit  
[www.optoma.eu/3deducation](http://www.optoma.eu/3deducation)

## RS232 CONTROL

The extensive RS232 command set makes it simple and easy to control the W306ST with any RS232 control system.

## AMX COMPATIBILITY

Dynamic Discovery Protocol is incorporated into the W306ST. This feature allows for easy installation with AMX control systems.




## EXTRA FEATURES

**Direct power on** - start up time is significantly reduced as standby mode is bypassed when the power cable is inserted into an active power outlet. This eliminates the need to use the 'Power' button on the remote control or the projector keypad.

**Auto power off** - if after a pre-determined time the projector does not receive a signal, it will turn itself off automatically, conserving power and extending the life of the lamp.

**Keypad lock** - once enabled, prevents unauthorised adjustments ensuring the projector can only be controlled via the remote control.



## WIRELESS (OPTIONAL EXTRA)

WPS-3 Adapter lets you connect and display presentation & video material wirelessly. (Powered through VGA input)









## W306ST SPECIFICATIONS

Native Resolution	WXGA 1280 x 800
Display Technology	Single 0.65" WXGA DC3 DMD chip DLP® Technology by Texas Instruments
Brightness - BRIGHT mode <sup>1</sup>	3500 ANSI Lumens
Contrast	15,000:1
Noise Level	30dB (min)
Lamp Life <sup>2</sup>	6000/5000/3500 hours (Eco* / ECO/ Bright Mode)
Projections Lens	F Number 2.8 Focus Length 7.35mm Focus / Zoom Type Manual Focus / 2.0x Digital Zoom Throw Ratio 0.52:1 (Projection Distance: Image Width)
Projection Distance	0.5 - 2.5m
Image Size	1.13 - 5.67m (44.64" - 223.21") Diagonal 16:10
Offset	112.4% ±5%
Weight / Dimensions (W x D x H)	2.8 kg / 288 x 220 x 86mm
Remote Control	Full function remote with laser pointer, mouse control and direct source selecting
INPUTS	HDMI (HDCP) - audio supported 2 x 15 Pin D-Sub VGA Optional wireless via adaptor Component via adaptor
CONTROL	S-Video 4 Pin Mini Din Composite RCA RJ45 RS232 - 9 Pin <i>RJ45 LAN control via Windows Internet Explorer and Crestron RoomView</i>
OUTPUT	15 Pin D-Sub VGA Audio Out - 3.5mm Mini Jack
Audio	10W Speaker
Aspect Ratio	16:10 Native, 16:9/4:3 Compatible
Keystone Correction	± 40° Vertical
On Screen Display	19 Languages: English, German, French, Italian, Spanish, Portuguese, Polish, Dutch, Russian, Finnish, Swedish, Greek, Norwegian/Danish, Hungarian, Czech, Turkish, Romanian, Farsi & Arabic
Compatible Resolutions	UXGA, SXGA, WXGA, HD, XGA, SVGA
Video Compatibility	PAL SECAM 576i/p, NTSC 480i/p, HD 720p/1080i/1080p
Uniformity	85%
Displayable Colours	1.07 Billion
Horizontal Scan Rate	15.3 - 91.1kHz
Vertical Scan Rate	24 - 85Hz (120Hz for 3D)
Power Supply	100 - 240V, 50 - 60Hz
Power Consumption	290W BRIGHT mode < 0.5W Standby mode 230W Eco* mode < 0.5W Standby mode
Operating Conditions	Operating: 5 - 40°C, 85% Humidity (Max), 3000m Altitude (Max)
Security	Security Bar, Kensington Lock Port, Password Protection
Standard Accessories	Remote, Batteries x 2, Quick Start Guide, CD User Manual, Warranty Card, WEEE Card
RoHS	Compliant
Lamp Warranty	6 months or 1000 hours - whichever comes sooner
Warranty	Warranty may vary by country. Please see <a href="http://www.optoma-europe.com">www.optoma-europe.com</a> or ask your local supplier for details
Colour Guarantee <sup>3</sup>	5 Years
3D Support	The 3D features of Optoma projectors can only be used with compatible 3D content. Typical applications include use with 3D educational or 3D design and modelling systems. 3D TV broadcast systems, (SKY in the UK), Blu-ray 3D™ and 3D games from the Sony® PS3 or Microsoft® Xbox 360 are now supported as part of the HDMI v1.4a specification.
3D Viewing	Requires the Optoma DLP-Link shutterglasses - available separately.
3D Compatibility	Side-by-Side: 1080i50 / 60, 720p50 / 60 Frame-pack: 1080p24, 720p50 / 60 Over-Under: 1080p24, 720p50 / 60

### Optoma Accessories

<b>Projector Wall Mount - Part number: OPCWM835-W</b>	
	Wall mount for the W306ST Telescopic mount with height adjustment plate for versatile installation. Maximum projector image of 97" diagonal with the W306ST.
<b>Lamp - Part number: SP.8TU01GC01</b>	
	Optoma genuine lamp modules are designed and tested to work specifically with your Optoma projector to ensure quality, good performance and longevity.
<b>WPS3-Adapter</b>	
	Adapter lets you connect and display presentation & video material wirelessly. (Powered through VGA input)
<b>ZD301 - 3D Glasses</b>	
	Optoma ZD301 glasses allow compatible content to be viewed in stunning stereoscopic 3D.

### Optoma Europe Ltd.

42 Caxton Way, Watford Business Park, Watford, Hertfordshire, UK. WD18 8QZ

[www.optoma.co.uk](http://www.optoma.co.uk)


## EASY TO USE REMOTE CONTROL

### W306ST Remote Control

- Power
- Mouse select
- Source
- Re-sync
- Left mouse click
- Right mouse click
- Mouse control
- Laser
- Page up/down control
- Vertical keystone correction
- Volume control
- Brightness
- Menu
- Direct input source select
- Eco AV mute
- Eco\*
- 3D control

### W306ST Connections

- USB (Remote Mouse)
- HDMI
- VGA Out
- VGA 1
- Video
- Audio In - VGA
- Audio In - Video
- RJ45
- RS232
- VGA 2
- Audio Out
- Microphone
- Kensington™ Lock



### W306ST Projection Distance 0.5 - 2.5m (16:10 Aspect Ratio)

Projection Distance (m)	Horizontal Image Size (m)	Vertical Image Size (m)	Diagonal Image Size (m)	Diagonal Image Size (inch)	Image Offset (m)
0.50	0.96	0.60	1.13	44.64	0.07
0.60	1.15	0.72	1.36	53.57	0.09
0.70	1.35	0.84	1.59	62.50	0.10
0.80	1.54	0.96	1.81	71.43	0.12
0.90	1.73	1.08	2.04	80.35	0.13
1.00	1.92	1.20	2.27	89.28	0.15
1.10	2.12	1.32	2.49	98.21	0.16
1.20	2.31	1.44	2.72	107.14	0.18
1.30	2.50	1.56	2.95	116.07	0.19
1.40	2.69	1.68	3.17	125.00	0.21
1.50	2.88	1.80	3.40	133.92	0.22
2.00	3.85	2.40	4.54	178.57	0.30
2.50	4.81	3.00	5.67	223.21	0.37

### For guide purposes only

W306ST is capable of 4:3/16:9 aspect ratio projection. When projecting a 4:3/16:9 image the image sizes, screen height and offset information will differ from the above.



<sup>1</sup>Brightness and lamp lifetime will vary depending on selected projector mode, environmental conditions and usage. As is common with all lamp based projectors, brightness will decrease over the lamp lifetime. <sup>2</sup>Typical lamp life achieved through testing. Will vary according to operational use and environmental conditions. <sup>3</sup>Optoma guarantees that in normal use, Optoma DLP® colour quality will be indistinguishable from when new. Exclusions: (a) Guarantee is voided if the projector is subject to damage through misuse. (b) Guarantee may be void in industrial or commercial entertainment environments where dust or smoke is excessive (c) Guarantee will not apply if lamp brightness is below 50% due to wear or if the projector is not working due to other faults. (d) Over time worn lamps within all projector types will show a slight colour variance. Copyright © 2013, Optoma Europe Ltd. All other product names and company names used herein are for identification purposes only and may be trademarks or registered trademarks of their respective owners. Errors and omissions excepted, all specifications are subject to change without notice. DLP®, BrilliantColor™ and the DLP logo are registered trademarks of Texas Instruments. All images of products are for representation purposes only. Whilst every care is taken to provide accurate images of our products, actual products may differ slightly. Some product images may have been digitally altered by us to add an Optoma logo to the front panel. Optoma reserves the right to amend or alter actual product or product images without notice. Some images may be simulated.