


Ascreen that offers a fourfold service. Following in the footsteps of Frame, FramePro features a structural aluminium frame—divided into several parts for easier transport—and particularly robust and hardwearing angles, which add solidity to the assembly. This model distinguishes itself by enabling four different types of configuration: depending on the chosen version, the projection surface can be front or rear mounted, by means of the traditional elastic cables or with snap buttons.



An additional option is the flocced frame: the velour finish completely absorbs any light and enhances the perception of contrast in the projected images. Unprecedented versatility, for the most demanding spectator and for the most atypical situations.



### FramePro Rear Elastic Bands

Version with rear-mounted projection surface, applied with elastics.

The latest generation Frame, with two significant improvements. This screen (all sizes) is installed flush with the wall, owing to the mounting system integrated into its profile, which conceals the assembly structure (the wall-mounted bracket inserted into the rear part of the frame). Ideal for fixed installations, and particularly for home theatre applications, it blends in harmoniously with the surrounding environment. This version is available with black varnished or flocked profile. Floor assembly can be achieved by means of professional stands. Sizes are customisable. The profile can be divided into several parts.

Create your own personalised screen:

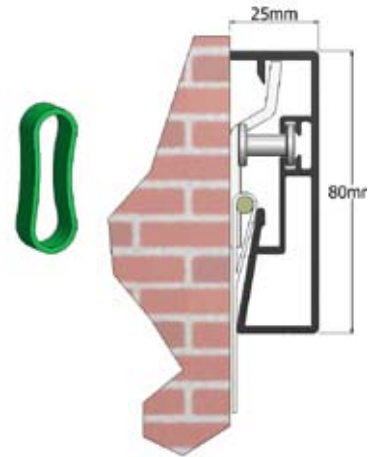
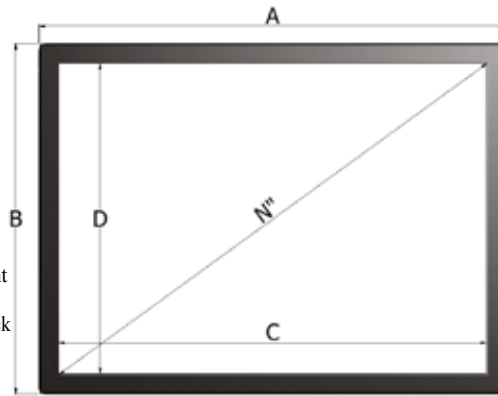
- > personalized dimensions: width and height
- > projection surfaces: AW Alkorfix White, AWDB Alkorfix White Dark Back, AG Alkorfix Grey, AF Alkorfix Fumè Rear Projection, AA Alkorfix Acoustik, VisionMacroAcoustik, VisionFold and VisionFoldRear
- > for transportation purposes: base and/or height sections can be divided into two parts
- > profile type: black powder varnished or with black velvet flock

Standard accessories:

- > elastic cables
- > fabric angles (for precise finishing)
- > joints (where applicable)
- > nuts and bolts for tightening the angles and joints
- > brackets for wall mount

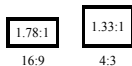
Optional accessories:

- > stands for screen, complete with anchoring system

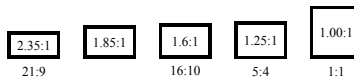


Format	Overall width	Overall height	Diagonal inches	Surface width	Surface height	Shipment sizes	Net weight	Gross weight
	A	B	N°	A	B			
4:3	160	124	71	144	108	175x15x18	11	14
	200	154	91	184	138	215x15x18	13	16
	250	192	115	234	176	265x15x18	17	20
	300	229	140	284	213	315x15x18	22	25
	350	267	164	334	251	365x15x18	27	30
	400	304	189	384	288	415x15x18	32	35
16:9	500	379	238	484	363	394x20x21	43	50
	600	454	287	584	438	469x20x21	53	60
	160	97	65	144	81	175x15x18	10	13
	200	120	83	184	104	215x15x18	12	15
	250	148	106	234	132	265x15x18	16	19
	300	176	128	284	160	315x15x18	21	24
	350	204	151	334	188	365x15x18	26	29
	400	232	173	384	216	415x15x18	31	34
	500	288	219	484	272	303x20x21	41	48
	600	345	264	584	329	360x20x21	51	58

Standard formats



other formats



Surfaces Fireproof Certification





### FramePro Front Elastic Bands

Version with front-mounted projection surface, applied with elastics

The best response to aesthetic demands and to the expectations of minimalist architecture: the projection surface conceals the structural parts of the screen, harmonising discreetly with the surrounding ambience. The wall mount (all sizes) includes spacers: this solution has been designed especially for easy installation, and to separate the screen from the wall by a couple of centimetres where necessary (e.g. in case of backlighting). Alternatively, floor assembly is possible by means of specific professional stands. Sizes are customisable. The profile can be divided into several parts.

Create your own personalised screen:

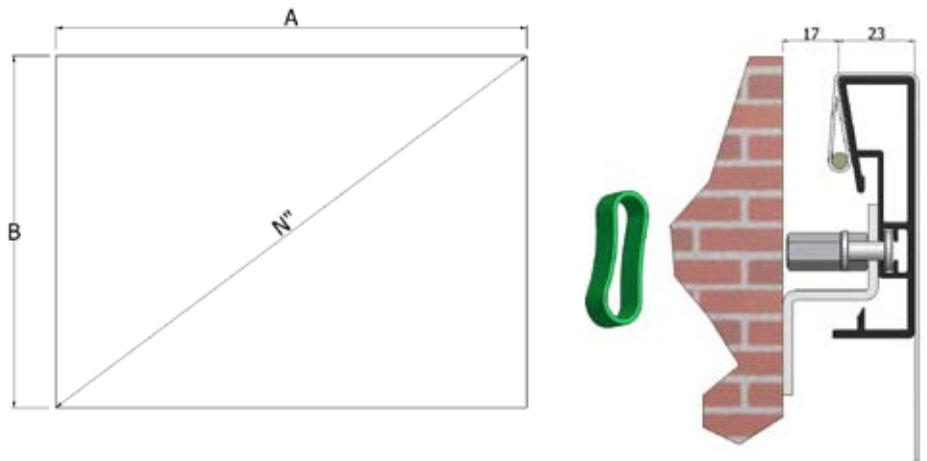
- > personalized dimensions: width and height
- > projection surfaces: AWDB Alkorfix White Dark Back and AG Alkorfix Grey
- > for transportation purposes: base and/or height sections can be divided into two parts

Standard accessories:

- > elastic cables
- > fabric angles (for precise finishing)
- > joints (where applicable)
- > nuts and bolts for tightening the angles and joints
- > brackets for wall mount

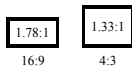
Optional accessories:

- > stands for screen, complete with anchoring system
- > kit with rings for anchoring the screen to tubular structures

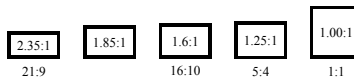


Format	Overall width	Overall height	Diagonal inches	Surface width	Surface height	Shipment sizes	Net weight	Gross weight
	A	B	N''	A	B			
4:3	160	120	79	160	120	175x15x18	11	14
	200	150	98	200	150	215x15x18	13	16
	250	188	123	250	188	265x15x18	17	20
	300	225	148	300	225	315x15x18	22	25
	350	263	172	350	263	365x15x18	27	30
	400	300	197	400	300	415x15x18	32	35
	500	375	246	500	375	394x20x21	43	50
16:9	600	450	295	600	450	469x20x21	53	60
	160	90	72	160	90	175x15x18	10	13
	200	113	90	200	113	215x15x18	12	15
	250	141	113	250	141	265x15x18	16	19
	300	169	136	300	169	315x15x18	21	24
	350	197	158	350	197	365x15x18	26	29
	400	225	181	400	225	415x15x18	31	34
500	281	226	500	281	303x20x21	41	48	
600	338	271	600	338	360x20x21	51	58	

Standard formats



other formats



Surfaces Fireproof Certification





### FramePro Rear Buttons

Version with rear-mounted projection surface, applied with snap buttons

For those who prefer to apply the projection surface with snap buttons. Wall flush installation is possible with all sizes, owing to the integrated mounts system with wall-mount brackets inserted into the rear of the frame.

In addition, infinite applications are also possible in the rental sector, thanks to the floor assembly (achieved by means of professional stands), or the aluminium truss option. Sizes are customisable. The profile is available in flocked or black varnished versions, and can be divided into several parts.

Create your own personalised screen:

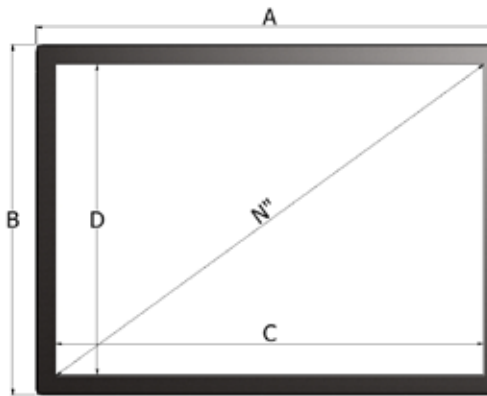
- > personalized dimensions: width and height
- > projection surfaces: VisionFold and VisionFoldRear
- > for transportation purposes: base and/or height sections can be divided into two parts
- > profile type: black powder varnished or with black velvet flock

Standard accessories:

- > angles
- > joints (where applicable)
- > nuts and bolts for tightening the angles and joints

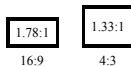
Optional accessories:

- > stands for screen, complete with anchoring system
- > kit with rings for anchoring the screen to tubular structures

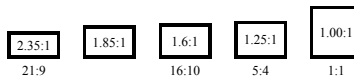


Format	Overall width	Overall height	Diagonal inches	Surface width	Surface height	Shipment sizes	Net weight	Gross weight
	A	B	N''	A	B			
4:3	160	124	71	144	108	175x15x18	11	14
	200	154	91	184	138	215x15x18	13	16
	250	192	115	234	176	265x15x18	17	20
	300	229	140	284	213	315x15x18	22	25
	350	267	164	334	251	365x15x18	27	30
	400	304	189	384	288	415x15x18	32	35
	500	379	238	484	363	394x20x21	43	50
16:9	600	454	287	584	438	469x20x21	53	60
	160	97	65	144	81	175x15x18	10	13
	200	120	83	184	104	215x15x18	12	15
	250	148	106	234	132	265x15x18	16	19
	300	176	128	284	160	315x15x18	21	24
	350	204	151	334	188	365x15x18	26	29
	400	232	173	384	216	415x15x18	31	34
500	288	219	484	272	303x20x21	41	48	
600	345	264	584	329	360x20x21	51	58	

Standard formats



other formats



Surfaces Fireproof Certification





### FramePro Front Buttons

Version with front-mounted projection surface, applied with snap buttons

Particularly suitable for service, this proposal meets the expectations of those who prefer to apply the projection surface by means of snap buttons. A black edge is applied all around the border (where the buttons are), hiding any signs of wear resulting from repeated use, and typical of rental contexts on the profile (which is divided in several parts). The screen can be installed by means of professional stands (floor assembly); on aluminium trusses; wall-mounted (all sizes) with a mount system integrated into the profile (the wall brackets are inserted into the rear part of the frame, ensuring complete adherence). This version is available in standard sizes only.

Create your own personalised screen:

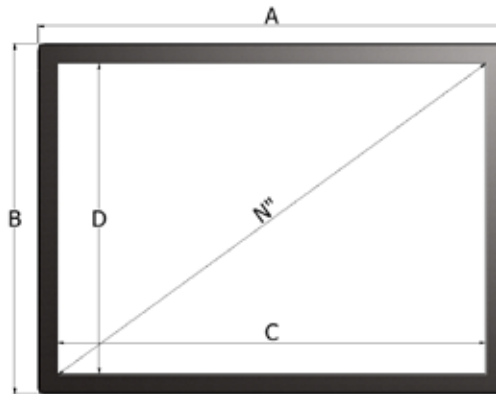
- > personalized dimensions: width and height
- > projection surfaces: VisionFold and VisionFoldRear
- > for transportation purposes: base and/or height sections can be divided into two parts

Standard accessories:

- > angles
- > joints (where applicable)
- > nuts and bolts for tightening the angles and joints

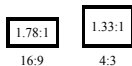
Optional accessories:

- > stands for screen, complete with anchoring system
- > kit with rings for anchoring the screen to tubular structures

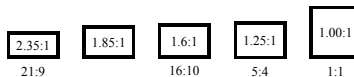


Format	Overall width	Overall height	Diagonal inches	Surface width	Surface height	Shipment sizes	Net weight	Gross weight
	A	B	N''	A	B			
4:3	160	124	71	144	108	175x15x18	11	14
	200	154	91	184	138	215x15x18	13	16
	250	192	115	234	176	265x15x18	17	20
	300	229	140	284	213	315x15x18	22	25
	350	267	164	334	251	365x15x18	27	30
	400	304	189	384	288	415x15x18	32	35
	500	379	238	484	363	394x20x21	43	50
16:9	600	454	287	584	438	469x20x21	53	60
	160	97	65	144	81	175x15x18	10	13
	200	120	83	184	104	215x15x18	12	15
	250	148	106	234	132	265x15x18	16	19
	300	176	128	284	160	315x15x18	21	24
	350	204	151	334	188	365x15x18	26	29
	400	232	173	384	216	415x15x18	31	34
500	288	219	484	272	303x20x21	41	48	
600	345	264	584	329	360x20x21	51	58	

Standard formats



other formats



Surfaces Fireproof Certification

